



Applicator Equipment & Accessories

Applicator Guns

The Model FE-71 Applicator Gun is compatible with Fusion's Model 710 Controller, and is machine integration capable. Dispense premeasured deposits or stripes of Fusion Paste Alloy. Exclusive positive displacement principle ensures repeat accuracy for daily, trouble-free production.

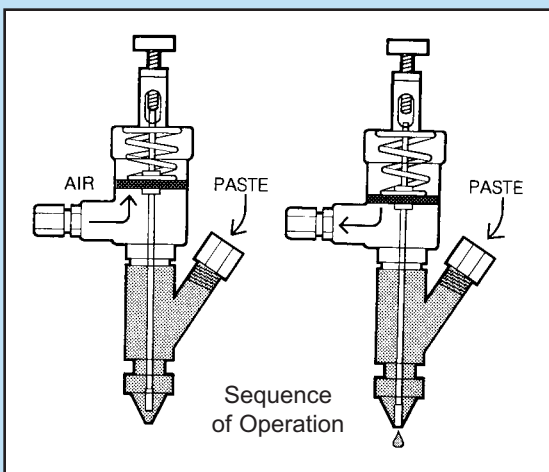
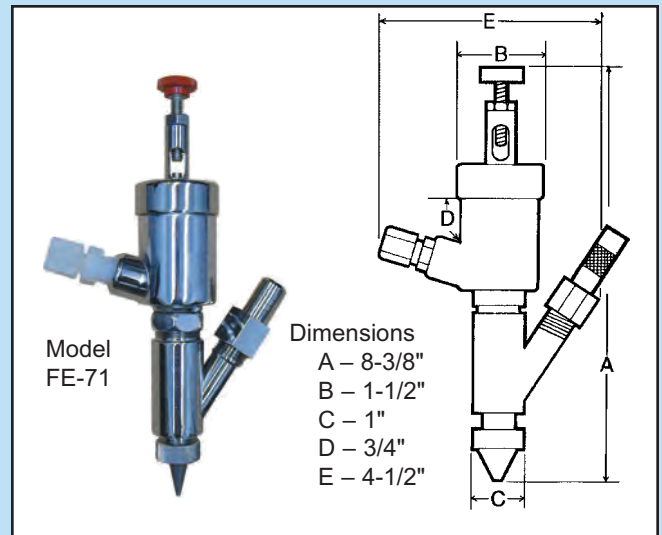


Fig. 1 – Compressed air from controller is introduced to upper gun body, forcing circular piston and attached piston rod upward against coil spring. Pressurized paste alloy (from reservoir) fills vacant space between piston rod tip and nozzle orifice.

Fig. 2 – As timer de-energizes, compressed air is exhausted, and coil spring returns piston and rod to closed position. Piston rod tip displaces paste alloy through nozzle orifice and seals opening until next cycle. Precise deposit size is obtained by adjusting control panel timer, paste pressure, and length of piston rod stroke.

NOTE: Other gun styles available for specialized applications.



Manual Applicator Guns

Use with Model 110 Controller

Fusion hand-held applicator guns offer a flexible approach to jobs where full automation is impractical, yet close control of alloy usage is desired. Typical candidates include part styles with widely varying joint sizes and locations. Operation is similar to Model FE-71, except that piston rod is retracted manually by an actuating lever. Pressurized paste alloy continues to flow as long as lever is depressed, dispensing dots or stripes of varying size at the operator's discretion. Available in hand lever (Model MLF) or molded plastic grip (Model PGF) configurations.



Note: Other styles available for specialized applications.


Gun Service Policy

Fusion's exclusive gun service policy ensures trouble-free performance when dispensing Fusion Paste Alloys. Periodically, applicator guns may be returned to Fusion for inspection and reconditioning at no charge for parts or labor. (If key gun components have been abused, a charge for parts only will be assessed). The acquisition of a spare gun is suggested, to permit rotating factory service without interrupting production.

See Reverse Side

Gun Nozzles

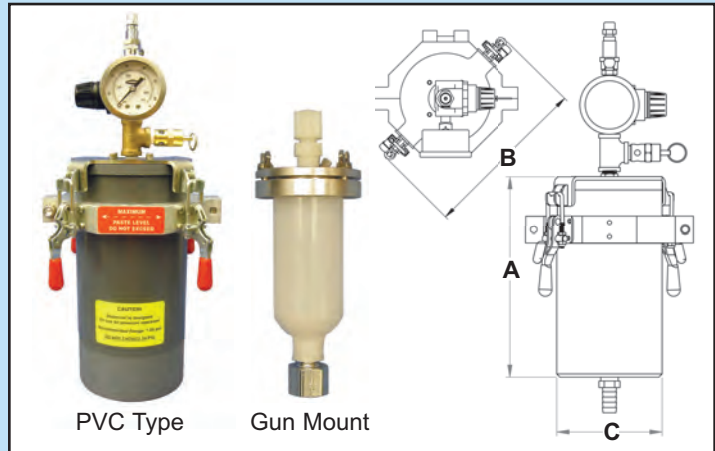
To further control the size and location of paste alloy deposits, Fusion offers a wide range of applicator gun nozzles. Machined from high-grade stainless steel, the nozzles attach quickly to all manual or automatic applicator guns by means of a screw-on collar. Variations include single or multiple-dot styles, blunt nose or extension for hard-to-reach joints. Standard orifice is .055" (No. 54 drill size). Optional sizes range from .041" to .136" inside diameter.



Paste Reservoirs

Designed for use with Fusion 710 and 110 Controllers, these quick-loading reservoirs are sized to meet paste alloy needs for an entire production shift. All units (except gun mounted cartridge) are machined from high impact PVC to withstand continuous exposure to paste alloy fluxes and solvents. Quick-disconnect air inlet, pressure gauge, pressure pop-off valve, paste hose adapter, and mounting bracket are included.


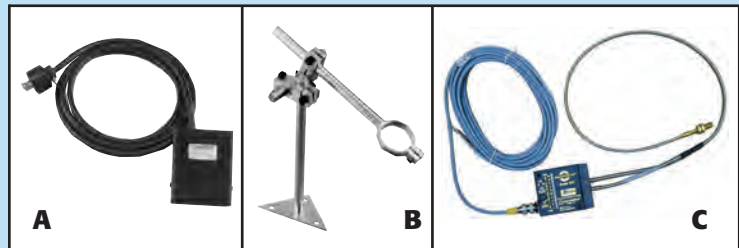
For best results, 1/2 pint or larger reservoirs should be installed within 18" of the applicator gun. Convenient gun mounted cartridge may be attached directly to the gun body for testing, short runs, or quick changeover to a new paste alloy.



Reservoir Size	Approx. Paste Alloy Capacity (by Weight)	Dimensions in Inches		
		A	B	C (Dia.)
1/4 PINT (gun mount)	10 oz.	-	-	-
1/2 PINT (PVC)	25 oz.	5-5/8	7-1/2	4
1 PINT (PVC)	50 oz.	7-3/4	7-1/2	4
1 QUART (PVC)	100 oz.	9-1/4	9	4-1/2
1/2 GAL. (PVC)	200 oz.	12-5/8	9	4-1/2
1 GAL. (PVC)	400 oz.	14-3/4	10-1/2	6-5/8

Options/Accessories

- A. *Foot Switch* for actuation of applicator guns. Light duty switch supplied complete with six foot cord and connector.
- B. *Gun Mounting Stand*. Includes triangular bracket and two swivels for adjusting gun in all three planes. Rod includes split-ring clamp for quick attachment of applicator gun.
- C. *Proximity Switch Gun Actuator*. Easily adapts to gun stand (item B) for mounting on or near applicator gun to sense part in place.
- D. *Pistol Grip Attachment* with limit switch trigger, for actuation of Fusion Applicator Guns. Permits complete gun mobility while making repeatable paste alloy deposits.
- E. *Modular Stand & Slide Mechanism*. For mounting applicator gun on existing brazing/soldering equipment. Pneumatic cylinder positions gun near part, then retracts after paste is applied. Consult factory for quotations.



FUSION INCORPORATED

4658 E. 355th St., Willoughby, Ohio 44094
 Phone 1-800-626-9501 • (440) 946-3300 • FAX (440) 942-9083
 Web: www.fusion-inc.com • e-mail: info@fusion-inc.com